

## 5. Dinosaur Bones

Try using rhythm sticks to keep the beat of the song. You can also follow these stick movements for different parts in the song.

*Tall-* play sticks up high  
*Small-* play sticks down low  
*Flap-* sticks out at side and flap your arms  
*Ate plants/meat-* make a mouth with the sticks  
*Teeth/chop-* stick ends together  
*Stood still-* stick at rest on the ground or hiding behind you  
*Gotcha!-* play sticks loudly

### Something to Grow On:

- Following the phrases like, "some were tall" and "some were small," insert the name of a dinosaur that fits that description.
- Write different verses about the various kinds of dinosaurs.

## 6. Easter Eggs

Make a picture board that includes the name of the days of the week and pictures of what happened in the song on each day. This song can work on calendar skills, sequencing events, or both.

### Something to Grown On:

- If presenting this song to a group, pass out cards labeled with the different days of the week on each card. Pass out an egg shaker to each child. Instruct students to read their card and play only when they hear their day of the week sung in the song. You could color code the eggs and the days of the week and have them match.
- Teach the group the sign language for the different days of the week and perform the signs during the song.




# 5. Dinosaur Bones

Wade M. Richards, MT-BC

*Steady*

1

Emi

Di - no - saur bones deep with - in the ground \_\_\_\_\_.


*mf*

4


Tell us long a - go that

6

D




Emi




din - no - saurs were all a - round \_\_\_\_\_.

8


Emi



D




C




Some were ate tall. plants.

11


Emi



D




C




Some were ate small. meat.

13


Emi



D



Emi



Some were had wide sharp with e - wings and \_\_\_\_\_ all \_\_\_\_.

Some had had wide sharp with e - nor - mous \_\_\_\_\_ teeth \_\_\_\_.

15

Flap, Chomp, flap, chomp, flap, chomp, flap, chomp, flap, chomp, flap! chomp!

17

Emi D Emi

Di - no - saur bones deep with - in the ground \_\_\_\_\_.

20

Tell us long a - go that

22

D Emi

di - no - saurs were all a - round \_\_\_\_\_.

24

D C

Some were tall.

27

Emi D C

Some were small.

29

Emi D Emi

Some stood still and did not move at all. And they *freely*

31

*p* wait - ed, and they wait - ed, and they

33

wait - ed, till "Got - cha!"

Emi

***ff***  
D

C

35

*a tempo*  
Di - no - saur bones.

Emi

D

C

Emi

37

Di - no - saur bones. Di - no - saur bones!